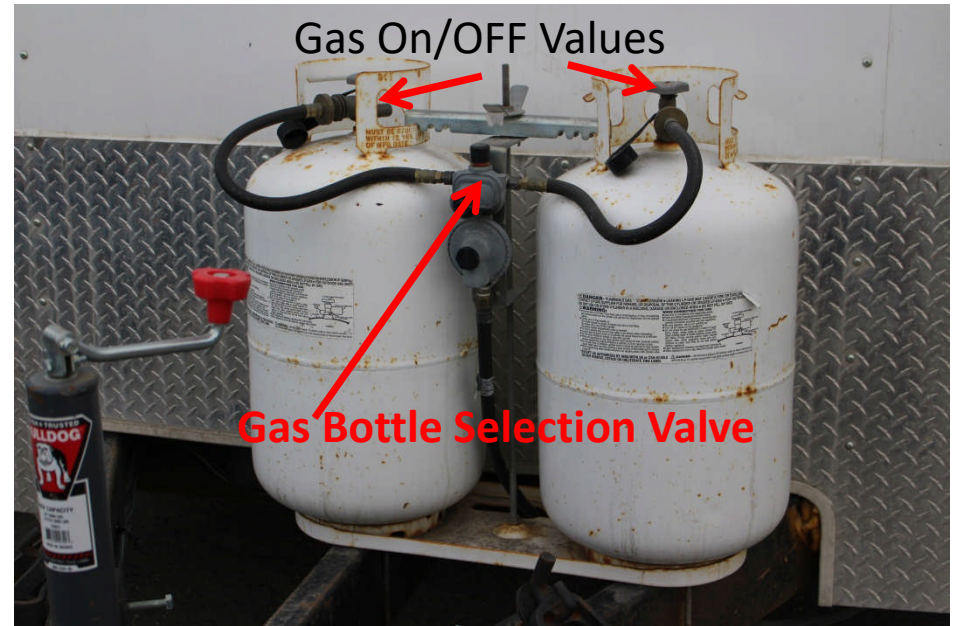
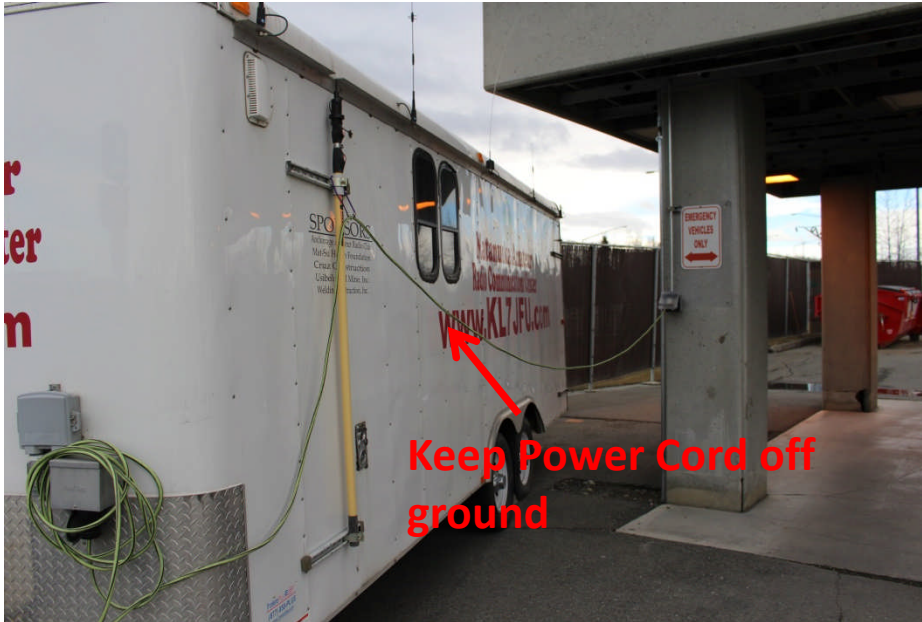



Trailer Torsion Hitch, stored in Trailer



Propane Tanks



Connect to AC Supply Outlet




Trailer Nid(Tele), outside Power & Main Power Plug



Back up Trailer to Fence but do not touch




Backup under Overhang



Make sure Back Antenna is folded Over.


Back up trailer Under overhang To CB Antenna



Use Pipe Clamp To raise/lower Mast

Bungee used To secure Main Power lid


Ensure Weather Mast is secured for towing



Charger/Inverter Control




Make sure charger is on after connecting Outside AC power




Put left D700 into APRS Operation

Turn off Right D700



Secure Doors and antennas



Secure Microwave with Weather Station Inside



Turn Thermostat off, lowest temperature



Turn off Weather Station Light





Use Plastic Chocks when Deployed and wooden Chocks when in storage

Dump Trash when securing Trailer.

